



POTTER WEBSTER COMPANY
TRUCK AND TRAILER PARTS

NEW PRODUCT ANNOUNCEMENT


REV 2.0

BRAND FOCUS

POWEREDGE™

DENSO Products and Services Americas, Inc.

STARTERS & ALTERNATORS



IN STOCK NOW AT ALL  LOCATIONS

Locally Owned, Nationally Known Since 1940

LONGVIEW, WA
40 International Way
360.577.9632 800.666.9632

PORTLAND, OR (HQ)
41 NE Walker Rd
503.283.4792 877.731.4792

EUGENE, OR.
86175 Franklin Blvd.
541.928.3331 877.800.4130



POTTER WEBSTER COMPANY
TRUCK AND TRAILER PARTS

NEW PRODUCT ANNOUNCEMENT

HEAVY DUTY J-180 MOUNT ALTERNATOR

POWEREDGE™

DENSO Products and Services Americas, Inc.

PowerEdge™ J-180 Mount Alternator.

Dependable. Durable. Better Built.

PowerEdge™ Alternators deliver the engineering, reliability, quality and performance that make them the ideal choice for today's commercial vehicles.

SUPERIOR AMP OUTPUT

Delivers higher amps at idle and cruise speed compared to the competition.

EXCEPTIONAL EFFICIENCY

Efficient design requires less engine power to operate the alternator.

REMOTE SENSE FUNCTION

Batteries are restored more quickly after start-up and battery life is prolonged, reducing cost

TECHNOLOGY

Segment Conductor™ square wire design translates into a more compact design with longer life and lighter weight.

QUALITY

OE technology adapted for aftermarket replacement. Assembled in USA.


VALUE

Lower total cost of ownership

- One year /unlimited miles warranty
- 100% new units. No core charge



INNOVATIVE SEGMENT CONDUCTOR™ SQUARE WIRE DESIGN



High Slot-Fill Square Wire

Breakthrough wire design creates smaller and lighter weight units.

PERFORMANCE COMPARISON CHART

		PowerEdge	Competitor A		Competitor B		Competitor C		Competitor D		Competitor E			
		170 Amp	160 Amp		160 Amp		160 Amp		170 Amp		180 Amp			
OUTPUT	Output	2000rpm	111A	65%	70A	44%	80A	50%	81A	51%	86A	51%	107A	59%
	90 (194F)	4000rpm	143A	84%	123A	77%	127A	79%	140A	88%	137A	81%	142A	79%
		6000rpm	148A	87%	133A	83%	135A	84%	143A	89%	145A	85%	150A	83%
EFFICIENCY	Efficiency (Max.)		72%		64%		63%		62%		64%		63%	
SIZE	Weight (lbs)		16.5		20.24		15.4		18.7		27.06		18.7	
	Length (in.)		7.7		7.74		8.28		8.8		10.27		8.52	

POWEREDGE™

PowerEdgeProducts.com

Locally Owned, Nationally Known Since 1940

LONGVIEW, WA

40 International Way
360.577.9632 800.666.9632

PORTLAND, OR (HQ)

41 NE Walker Rd
503.283.4792 877.731.4792

EUGENE, OR.

86175 Franklin Blvd.
541.928.3331 877.800.4130



POTTER WEBSTER COMPANY
TRUCK AND TRAILER PARTS

NEW PRODUCT ANNOUNCEMENT

J-180 MOUNT ALTERNATOR INTERCHANGE FOR TRUCK
MAKES SUCH AS: Freightliner, Hino, International,
Kenworth, Mack, Peterbilt, Sterling, Volvo, Western Star

POWEREDGE PART NUMBER 212-0101	PART NO	BRAND	FAMILY	AMPS	MOUNT	Competitors product vs. PowerEdge		
						S-TERMINAL	AMPS	AMPS OUT RPM
	19020310	Remy	22SI	150	Hinge	N/A	LESS	LESS
	8600310	Remy	24SI	160	Hinge	N/A	LESS	LESS
	8600312	Remy	28SI	160	Hinge	Existing	LESS	LESS
	8700016	Remy	35SI	140	Hinge	Existing	LESS	LESS
	8700046	Remy	36SI	170	Hinge	Existing	EQUAL	LESS
	8600126	Remy	36SI	170	Hinge	Existing	EQUAL	LESS
	A22J150	Leece Neville	22SI	150	Hinge	N/A	LESS	LESS
	AVI555J	Leece Neville	24SI	170	Hinge	N/A	EQUAL	LESS
	110-555JHO	Leece Neville	8LHA/P	160	Hinge	N/A	LESS	LESS
	AL9960LH	Bosch	LH	160	Hinge	N/A	LESS	LESS
	90-01-4109N	Wilson	21SI	160	Hinge	N/A	LESS	LESS
	90-01-4111N	Wilson	21SI	160	Hinge	N/A	LESS	LESS
	90-01-4576N	Wilson	24SI	160	Hinge	N/A	LESS	LESS
	8718N	WAI	24SI	160	Hinge	N/A	LESS	LESS
	61010753	Delco Remy	24SI	160	Hinge	N/A	LESS	LESS
	61009227	Delco Remy	24SI	160	Hinge	N/A	LESS	LESS



POWEREDGE™

DENSO Products and Services Americas, Inc.
3900 Via Oro Avenue, Long Beach CA 90810
PowerEdgeProducts.com

© 2020 all rights reserved. PowerEdge Segment Conductor™ is a trademark of DENSO Corporation and Services Americas, Inc. · D2412.331

Locally Owned, Nationally Known Since 1940

LONGVIEW, WA
40 International Way
360.577.9632 800.666.9632

PORTLAND, OR (HQ)
41 NE Walker Rd
503.283.4792 877.731.4792

EUGENE, OR.
86175 Franklin Blvd.
541.928.3331 877.800.4130



POTTER WEBSTER COMPANY
TRUCK AND TRAILER PARTS

NEW PRODUCT ANNOUNCEMENT

POWEREDGE® 24PE 160 AMP ALTERNATOR

Meeting Today's Most Demanding Conditions

The PowerEdge 24PE 160 Amp alternator is engineered to survive and thrive the harsh underhood environment of heavy-duty Class 8 trucks with their extreme underhood temperatures. That's why it's the ideal choice for today's commercial vehicles.

SUPERIOR COOLING PERFORMANCE

Dual internal fans provide higher air flow within the alternator, quickly dissipating heat for lower operating temperatures

TESTED UNDER EXTREME CONDITIONS

Internal components are tested for severe thermal heat fatigue to ensure our PowerEdge alternators are superior to the competition

SPECIFICATIONS	
Mounting:	J180 and Pad Mount
Performance Output:	12 Volts 160 Amps
Rotation:	Clockwise
Maximum Speed:	10,000 RPM Continuous / 12,000 RPM Intermittent
Operating Temperature:	105 degree Celsius
Weight:	16.2 lbs / 7.7 kg
Rated Voltage:	12V
Output at 2,000 RPM (alternator speed):	100 Amps
Output at 6,000 RPM (alternator speed):	160 Amps
Overall Diameter:	150mm
Length:	214mm
Fan for Cooling:	Dual Internal Fan
Rotor Shaft:	22mm



J180 Mount



Pad Mount

EXCEPTIONAL AMP OUTPUT

Produces 160 Amps at road speed and 100 Amps at idle

OE TESTING METHODOLOGY

Translates into better performance and durability

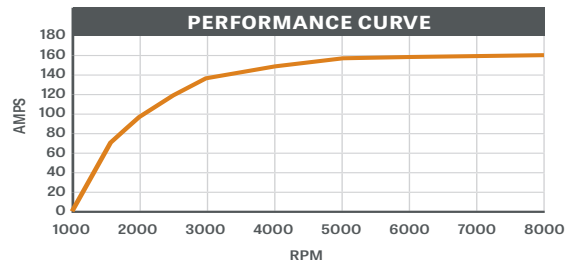
LIGHTWEIGHT AND COMPACT

Allows for ease of installation

VALUE

Testing results show that PowerEdge delivers superior durability mile-after-mile for lower cost of ownership

- 1-year/unlimited mile Warranty
- 100% new units. No core charge



POWEREDGE®
PowerEdgeProducts.com

Locally Owned, Nationally Known Since 1940

LONGVIEW, WA
40 International Way
360.577.9632 800.666.9632

PORTLAND, OR (HQ)
41 NE Walker Rd
503.283.4792 877.731.4792

EUGENE, OR.
86175 Franklin Blvd.
541.928.3331 877.800.4130



POTTER WEBSTER COMPANY
TRUCK AND TRAILER PARTS

NEW PRODUCT ANNOUNCEMENT

PowerEdge® 24PE 160 Amp Alternator Stands up to extreme thermal heat fatigue

POWEREDGE PART NUMBER	PART NUMBER	MANUFACTURER	FAMILY	AMPS	MOUNT	CONNECTION
PAD MOUNT 212-0111	8600015	Delco Remy	36SI	165	PAD	Stud
	8600066	Delco Remy	35SI	140	PAD	Stud
	8600073	Delco Remy	36SI	165	PAD	Stud
	8600078	Delco Remy	28SI	180	PAD	Stud
	8600127	Delco Remy	36SI	170	PAD	Stud
	8600248	Delco Remy	36SI	165	PAD	Stud
	8600367	Delco Remy	36SI	165	PAD	Stud
	8600889	Delco Remy	24SI	160	PAD	Stud
	19020889	Delco Remy	22SI	150	PAD	Stud
	110-555PHO	Leece Neville	8LHA/P	160	PAD	Stud
	A160210	Leece Neville	AVI	170	PAD	Stud
	AL9920LL	Bosch	LHX	170	PAD	Stud
	AL9961LH	Bosch	LH	160	PAD	Stud
	AM1771	Mitsubishi	AM	160	PAD	Stud
J180 MOUNT 212-0102	19020310	Remy	22SI	150	Hinge	Stud
	8600310	Remy	24SI	160	Hinge	Stud
	8600312	Remy	28SI	160	Hinge	Stud
	8700016	Remy	35SI	140	Hinge	Stud
	8700046	Remy	36SI	170	Hinge	Stud
	8600126	Remy	36SI	170	Hinge	Stud
	A22J150	Leece Neville	22SI	150	Hinge	Stud
	AVI555J	Leece Neville	24SI	170	Hinge	Stud
	110-555JHO	Leece Neville	8LHA/P	160	Hinge	Stud
	AL9960LH	Bosch	LH	160	Hinge	Stud
	90-01-4109N	Wilson	21SI	160	Hinge	Stud
	90-01-4111N	Wilson	21SI	160	Hinge	Stud
	90-01-4576N	Wilson	24SI	160	Hinge	Stud
	8718N	WAI	24SI	160	Hinge	Stud
	61010753	Delco Remy	24SI	160	Hinge	Stud
	61009227	Delco Remy	24SI	160	Hinge	Stud



DENSO Products and Services Americas, Inc.
3900 Via Oro Avenue, Long Beach CA 90810
PowerEdgeProducts.com

© 2023 all rights reserved. PowerEdge is a trademark of DENSO Corporation and Services Americas, Inc • PE-24PE-ALT-PL-0223

Locally Owned, Nationally Known Since 1940

LONGVIEW, WA
40 International Way
360.577.9632 800.666.9632

PORTLAND, OR (HQ)
41 NE Walker Rd
503.283.4792 877.731.4792

EUGENE, OR.
86175 Franklin Blvd.
541.928.3331 877.800.4130



POTTER WEBSTER COMPANY
TRUCK AND TRAILER PARTS

NEW PRODUCT ANNOUNCEMENT

HEAVY DUTY PAD MOUNT ALTERNATOR

PowerEdge™ 24PE Pad Mount Alternator

Dependable. Durable. Better Built.

PowerEdge™ Alternators deliver the engineering, reliability, quality and performance that make them the ideal choice for today's commercial vehicles.

SUPERIOR AMP OUTPUT

Delivers higher amps at idle and cruise speed compared to the competition.

EXCEPTIONAL EFFICIENCY

Efficient design requires less engine power to operate the alternator.

REMOTE SENSE FUNCTION

Batteries are restored more quickly after start-up and battery life is prolonged, reducing cost

TECHNOLOGY

Segment Conductor™ square wire design translates into a more compact design with longer life and lighter weight.

QUALITY

OE technology adapted for aftermarket replacement

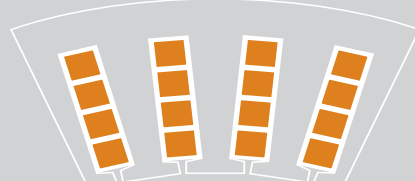
VALUE

Lower total cost of ownership

- One year /unlimited miles warranty
- 100% new units. No core charge



INNOVATIVE SEGMENT CONDUCTOR™ SQUARE WIRE DESIGN



High Slot-Fill Square Wire

Breakthrough wire design creates smaller and lighter weight units.

		PowerEdge	Competitor A		Competitor B		Competitor C		Competitor D		Competitor E			
		170 Amp	160 Amp		160 Amp		160 Amp		170 Amp		180 Amp			
OUTPUT	Output	2000rpm	111	65%	70A	44%	80A	50%	81	51%	86A	51%	107A	59%
	90 (194F)	4000rpm	143	84%	123A	77%	127A	79%	140	88%	137A	81%	142A	79%
		6000rpm	148	87%	133A	83%	135A	84%	143	89%	145A	85%	150A	83%
EFFICIENCY	Efficiency (Max.)		72%		64%		63%		62%		64%		63%	
SIZE	Weight (lbs)		16.5		20.24		15.4		18.7		27.06		18.7	
	Length (in.)		7.7		7.74		8.28		8.8		10.27		8.52	



Locally Owned, Nationally Known Since 1940

LONGVIEW, WA
40 International Way
360.577.9632 800.666.9632

PORTLAND, OR (HQ)
41 NE Walker Rd
503.283.4792 877.731.4792

EUGENE, OR.
86175 Franklin Blvd.
541.928.3331 877.800.4130



POTTER WEBSTER COMPANY
TRUCK AND TRAILER PARTS

NEW PRODUCT ANNOUNCEMENT

24PE PAD MOUNT ALTERNATOR INTERCHANGE Designed for all pad mount coverage.

PART NUMBER	MANUFACTURER	FAMILY	AMPS	PART NUMBER 212-0110
8600015	Delco Remy	36SI	165	
8600066	Delco Remy	35SI	140	
8600073	Delco Remy	36SI	165	
8600078	Delco Remy	28SI	180	
8600127	Delco Remy	36SI	170	
8600201	Delco Remy	28SI	160	
8600248	Delco Remy	36SI	165	
8600367	Delco Remy	36SI	165	
8600889	Delco Remy	24SI	160	
19020889	Delco Remy	22SI	150	
110-555PH0	Leece Neville	8LHA/P	160	
A160210	Leece Neville	AVI	170	
AL9920LL	Bosch	LHX	170	
AL9961LH	Bosch	LH	160	
AM1771	Mitsubishi	AM	160	

NOTE: The PowerEdge 24PE will mount to any Standard SAE pad mount



POWEREDGE™

DENSO Products and Services Americas, Inc.
3900 Via Oro Avenue, Long Beach CA 90810
PowerEdgeProducts.com

© 2019 all rights reserved. PowerEdge Segment Conductor™ is a trademark of DENSO Corporation and Services Americas, Inc • D2374.475

Locally Owned, Nationally Known Since 1940

LONGVIEW, WA
40 International Way
360.577.9632 800.666.9632

PORTLAND, OR (HQ)
41 NE Walker Rd
503.283.4792 877.731.4792

EUGENE, OR.
86175 Franklin Blvd.
541.928.3331 877.800.4130



POTTER WEBSTER COMPANY
TRUCK AND TRAILER PARTS

NEW PRODUCT ANNOUNCEMENT

HEAVY DUTY STARTER



2 New Part Numbers covering Cummins ISX 12 G, Volvo D13 and Mack MP8

PowerEdge™ HD 39PE & 42PE Starter

Performance. Quality. Competitively Priced.

A commercial truck is the ultimate work tool. Its role is to perform a task, be productive and in the end, help companies make a profit. For that to all happen, first it has to start! That's where the PowerEdge™ HD starter gives you the edge. PowerEdge starters benefit from over 70 years of engineering and manufacturing experience supplying auto and truck makers with electrical components. So, the next time you need a new starter, choose the PowerEdge HD – it's the right choice.

- Competitively priced and more durable compared with other brands.
- Rugged design and powerful performance.
- Every unit tested to meet factory-original performance.
- Over Crank Protection (OCP) constantly monitors the internal temperature and prevents thermal damage to the starter.
- Integral Magnetic Switch (IMS) reduces voltage drop and ensures the solenoid receives maximum voltage under all starting conditions.*
- Rotatable nose cone.
- 100 percent new units. Not rebuilt. No core charge.
- One-year/unlimited miles warranty.



SPECIFICATIONS	
Engine Size	12V up to 16 liters
Rotation	Clockwise
Mounting	SAE # 3
Pinion Data	11 Tooth, 6-8 Pitch, 12 Tooth, 8-10 Pitch, 12 Tooth, Mod 3-metric

*39PE HD starter
For PowerEdge 42PE applications please visit the PowerEdge products website or contact your DENSO representative for more details



DENSO Products and Services Americas, Inc.
3900 Via Oro Avenue, Long Beach CA 90810
PowerEdgeProducts.com

Locally Owned, Nationally Known Since 1940

LONGVIEW, WA
40 International Way
360.577.9632 800.666.9632

PORTLAND, OR (HQ)
41 NE Walker Rd
503.283.4792 877.731.4792

EUGENE, OR.
86175 Franklin Blvd.
541.928.3331 877.800.4130



POTTER WEBSTER COMPANY
TRUCK AND TRAILER PARTS

NEW PRODUCT ANNOUNCEMENT

39 PE Heavy Duty Starter Interchange

OEM	ENGINE	Delco Remy			PowerEdge
		OE #	REMAN #	New Service # and (*) Rot Flange #	New Service # and (*) ROT. FLANGE #
Freightliner Sterling Western Star	MBE 4000	8200082, 8200660, 8200687, 19011525	8300008	8200287	282-0104
		8200624, 8200690, 19011514, 8200084	8300013		
	Cummins ISC, ISL	8200081, 8200659, 8200688, 8200783, 19011526	8300007	8200433*	282-0109*
		8200087, 8200625, 8200691, 19011517	8300015		
	CAT C15, Cummins ISX, ISM, Detroit S60	8200090, 8200091, 8200661, 8200686, 8200662, 19011521	8300009	8200289 8200308*	282-0105 282-0108*
		8200623, 8200627, 8200628, 8200692, 19011516, 19011518, 19011529, 19011530	8300019		
	DD 13/15/16 (2015 and older)	8200329, 8200671, 8201022	8300084	61000714 8200434*	282-0110*
	Cummins ISX12G, ISX12	61003782, 61003783, 8200915, 8200960, 8200971, 8201082		8200971	282-0116*
	DD 13/15/16 (2016 and newer)	8201004	-	61000704	282-0114
	CAT C10, C12, C13, Cummins M11	-	-	8200308*	282-0108*
Detroit Diesel Series 60, 6V-92	-	-	8200308*	282-0108*	
CAT 3176, 3406, C16, Cummins L10, N14	-	-	8200308*	282-0108*	
Cummins ISX, ISM, CAT C13, C15	8200050, 8200091, 8200604, 8200605	8300009	8200289 8200308*	282-0105 282-0108*	
International Navistar	DT466, DT570, HT570, Maxxforce DT, 9, 10	8200081, 8200218, 8200219, 8200360, 8200384, 8200664, 8200639, 8200672, 8200659, 8200635	8300007	8200433* 8200817*	282-0109* 282-0113*
	MaxxForce 11/13	8200857, 8200606	-		
	CAT 3176, 3406, C10, C12, C15	-	-	8200308*	282-0108*
	Cummins NTC-855, Detroit 6V-92	-	-	-	-
	Cummins ISM, ISX, L10, M11, N14,	-	-	8200308*	282-0108*
	International DT-360, DT-408, DT-570	-	-	-	-
	CAT C11, C13	-	-	8200308*	282-0108*
	International DT-466, DT-530	-	-	8200433*	282-0109*
Kenworth Peterbilt	Detroit Diesel Series 60 (S60), CAT C9, C10, C11, C12, C13, C15, Cummins ISX15, ISM	8200050, 8200090 8200104, 19011529 8200405, 8200741, 8200742	8300009 8300019	8200290 8200308*	282-0106 282-0108*
	Cummins ISC, ISL	8200457, 8200763, 8200808		8200742 8200433*	282-0115 282-0109*
	Cummins ISX12G, ISX12	D61-6002-010, D61-6005-007, 61003782, 61003783, 8200915, 8200960, 8200971, 8201082		8200971	282-0116*
	CAT 3406	-	-	8200308*	282-0108*
	Cummins ISM, ISX, Signature 600	-	-	8200308*	282-0108*
	CAT 3176, C10, C11, C12, C13, C15, C16	-	-	8200308*	282-0108*
	Detroit Diesel Series 60, 6V-92	-	-	8200308*	282-0108*
	Cummins L10, N14	-	-	8200308*	282-0108*
Mack	Mack E7	8200037, 19011500, 19011505, 19011531	8300020	8200288 8200308*	282-0108*
	Mack MP7	8200223, 8200612, 8201074, 61003774	8300059	8200468	282-0111
	Mack MP10	8200182, 8200610, 8201072, 61003772	8300061	8200469*	282-0112*
	Mack MP8	61003776, 8200572, 8201075, 8201076		8201100	282-0117
	Cummins ISX12G, ISX12	61003782, 61003783, 8200915, 8200960, 8200971, 8201082		8200971	282-0116*
	CAT 3406, Detroit Diesel 6V-92	-	-	8200308*	282-0108*
	Cummins ISX, L10	-	-	8200308*	282-0108*
Volvo	Cummins ISX, ISM	8200091, 8200662, 8200319, 8200820, 8201078, 8201079, 61003778, 61003779, 19011516, 19011517, 19011530	8300009	8200289 8200308*	282-0105 282-0108*
	Volvo D11	8200223, 8200612, 8201073, 61003773	8300059	8200468	282-0111
	Volvo D12	8200058, 8200186, 19011515	8300004	8200291	282-0107
	Volvo D13	61003776, 8200572, 8201075, 8201076		8201100	282-0117
	Volvo D16	8200182, 8200610, 8201071, 61003771	8300061	8200469	282-0112*
	CAT 3176, 3406	-	-	8200308*	282-0108*
	Cummins ISX12G, ISX12	61003782, 61003783, 8200915, 8200960, 8200971, 8201082		8200971	282-0116*
	Cummins L10, ISX	-	-	8200308*	282-0108*
Cummins ISM, L10, M11, N14, Detroit Diesel Series 60	-	-	8200308*	282-0108*	
Autocar	Cummins ISX, ISM	8200091, 19011530	8300009	8200289 8200308*	282-0105 282-0108*
	Cummins ISX12G, ISX12	61003782, 61003783, 8200915, 8200960, 8200971, 8201082		8200971	282-0116*
	Cummins ISC, ISL, ISL-G	8200218, 8200219	8300007	8200433*	282-0109*

*Rotatable Flange

© 2021 all rights reserved. PowerEdge is a trademark of DENSO Products and Services Americas, Inc. - D2480.331

Locally Owned, Nationally Known Since 1940

LONGVIEW, WA
40 International Way
360.577.9632 800.666.9632

PORTLAND, OR (HQ)
41 NE Walker Rd
503.283.4792 877.731.4792

EUGENE, OR.
86175 Franklin Blvd.
541.928.3331 877.800.4130



POTTER WEBSTER COMPANY
TRUCK AND TRAILER PARTS

NEW PRODUCT ANNOUNCEMENT

MEDIUM AND HEAVY DUTY STARTER

POWEREDGE

DENSO Products and Services Americas, Inc.


PowerEdge® 38PE 12V Gear Reduction Starter

Performance. Quality. Competitively Priced.

A reliable commercial truck is the essential to any commercial business operation. Its role is to perform under all road conditions and maintain productivity. For that to all happen, first, it has to start!

That's where the PowerEdge 38PE starter gives you the edge. PowerEdge starters benefit from over 70 years of engineering and manufacturing experience supplying auto and truck makers with electrical components. So, the next time you need a new starter, choose the PowerEdge 38PE – it's the right choice.

- Competitively priced and more durable compared with other brands.
- Rugged design and powerful performance.
- Every unit tested to meet factory-original performance.
- Over Crank Protection (OCP) constantly monitors the internal temperature and prevents thermal damage to the starter.
- Integral Magnetic Switch (IMS) reduces voltage drop and ensures the solenoid receives maximum voltage under all starting conditions.
- Electrical soft-start reduces torque and current surge for smoother and controlled engine start.
- Exceed customer's normal cranking cycle expectations.
- 100 percent new units. Not rebuilt. No core charge.
- One-year/unlimited miles warranty.



Note: Not all features are available on all product models. Please go to PowerEdgeProducts.com, Find My Part, then Details for more information.

SPECIFICATIONS

Engine Size	12V up to 10.0 liters
System Voltage	12V
Rotation	Clockwise
Mounting	SAE #1, SAE #3
Pinion	10 Tooth, 8-10 Pitch 11 Tooth, MOD 3 (Metric) 12 Tooth, MOD 3 12 Tooth, MOD 3.175
Peak Output	12 V 4.3 kW

POWEREDGE

Locally Owned, Nationally Known Since 1940

LONGVIEW, WA
40 International Way
360.577.9632 800.666.9632

PORTLAND, OR (HQ)
41 NE Walker Rd
503.283.4792 877.731.4792

EUGENE, OR.
86175 Franklin Blvd.
541.928.3331 877.800.4130



POTTER WEBSTER COMPANY
TRUCK AND TRAILER PARTS

NEW PRODUCT ANNOUNCEMENT

38PE Starter Competitive Interchange

OEM	ENGINE	OE	Delco Remy 29MT (UP TO 8L)	Delco Remy 35MT (UP TO 8L)	Delco Remy 31MT (UP TO 8L)	Delco Remy 38MT / 38MT+ (UP TO 13L)	Delco Remy 39MT (UP TO 16L)	38PE Starter	39PE Starter	OTHERS
Paccar, Kenworth, Peterbilt	Paccar PX-7 & Cummins ISB, 6.7L	D61-6002-006 D61-6005-004 4996706, 8200235 8201039, 8300024	8200571 8300064 8200796	8200959 8200371 8200834 8200375	61006210	8200077		282-0204		M009T71779, PC1779, M105610
	Paccar PX-8 & PX-9 Cummins ISC 8.3L Cummins ISL 8.9L	10478999, 10461171 D61-6005-002 D61-6002-003 D61-6002-009 D61-6005-006		8200836 8200958 8200374		8200005	8200433	282-0201	282-0109	M009T71379, M009T72679, PC1379, PC2679, PC72679, M105302, M105602
	CAT 3116 & 3126 7.2L	19026027, 10461768 8300021				8200076		282-0203		M105611
	Paccar MX-11 & MX-13	8200977 D61-1003-001 D61-6002-011 8201115, 1847916, 1924505, 1974717				8200977 (NON-OC) 8201084 (INTEGRATED OCP)		282-0205 (NON-OC) 282-0206 (OC)		M009TA0079, M009T72578, PC0079, PC2578, M110608
Cummins	Cummins ISB, 6.7L	8200077	8200571 8300064 8200796	8200959 8200371 8200834 8200375	61006211	8200077		282-0204		M009T71779, PC1779, M105610
	Cummins ISC, 8.3L Cummins ISL 8.9L	10478999, 10461171 3921012, 90027707		8200836 8200958 8200374		8200005	8200433	282-0201	282-0109	M009T71379, M009T72679, PC1379, PC2679, PC72679, M110610, M110606, M105302, M105602
	MBE 926, 7.2L	19026035, 8300026		8200394		8200075		282-0202		
Thomas Built Bus	Cummins ISB, 6.7L	8200077	8200571 8300064 8200796	8200959 8200371 8200834 8200375	61006211	8200077		282-0204		M009T71779, PC1779, M105610
	Cummins ISC, 8.3L Cummins ISL 8.9L	10478999, 10461171 3921012, 90027707		8200836 8200958 8200374		8200005	8200433	282-0201	282-0109	M009T71379, M009T72679, PC1379, PC2679, PC72679, M105302, M105602
	CAT 3126 7.2L	1993994, 19026027 10461768, 8300021 61230359				8200076		282-0203		M105611
	CAT C7, 7.2L with 3000 Allison	19026035, 8300026		8200394		8200075		282-0202		
Navistar	Cummins ISB, 6.7L	8200077, 8201039 4041862C91	8200571 8300064 8200796	8200959 8200371 8200834 8200375	61006210	8200077		282-0204		M009T71779, PC1779, M105610
	T444E, 7.3L	10478890, 10461170 1688615C91, 2508912C91 3520840C91				8200077		282-0204		M105617
	DT466, DT530, DT570, HT570 MaxxFoer 11 & 13	8200217, 10478999 10461171, 8200251 8200252, 8300005 3804471C91				8200005	8200433	282-0201	282-0109	MITIN3179, IN3179, MITIN1378, IN1378, MITIN2178, IN2178, M110610, M110606, M105302, M105602
IC Bus	Cummins ISB, 6.7L	8200077, 8201039 4041862C91	8200571 8300064 8200796	8200959 8200371 8200834 8200375	61006210	8200077		282-0204		M009T71779, PC1779, M105610
	T444E, 7.3L	10478890, 10461170, 1688615C91, 2508912C91, 3520840C91				8200077		282-0204		M105617
	MaxxFoer DT, 7.6L	8200217, 10478999 10461171, 8200252 8300005, 3804471C91				8200005	282-0109	282-0201	282-0109	MITIN3179, IN3179, MITIN1378, IN1378, MITIN2178, IN2178, M110610, M110606, M105302, M105602
Mack	Cummins ISL, ISL-G	8300005 8201080 8201081		8200836 8200958 8200374		8200005	282-0109	282-0201	282-0109	
Blue Bird Bus	Cummins ISB, 6.7L	8200077 90032414	8200571 8300064 8200796	8200959 8200371 8200834 8200375	61006211	8200077		282-0204		M009T71779, PC1779, M105610
	Cummins ISC, 8.3L	10478999 10461171 8300005		8200836 8200958 8200374		8200005	282-0109	282-0201	282-0109	M009T71379, M009T72679, PC1379, PC2679, PC72679, M105302, M105602
	CAT 3126 7.2L	1993994, 19026027 10461768, 8300021 1454651, 90022950				8200076		282-0203		M105611



DENSO Products and Services Americas, Inc. | 3900 Via Oro Avenue, Long Beach CA 90810 | PowerEdgeProducts.com
© 2023 all rights reserved. PowerEdge is a registered trademark of DENSO Products and Services Americas, Inc. • HD-38PE-PL-0723

Locally Owned, Nationally Known Since 1940

LONGVIEW, WA
40 International Way
360.577.9632 800.666.9632

PORTLAND, OR (HQ)
41 NE Walker Rd
503.283.4792 877.731.4792

EUGENE, OR.
86175 Franklin Blvd.
541.928.3331 877.800.4130



POTTER WEBSTER COMPANY
TRUCK AND TRAILER PARTS

Locally Owned, Nationally Known Since 1940

LONGVIEW, WA
40 International Way
360.577.9632 800.666.9632

PORTLAND, OR (HQ)
41 NE Walker Rd
503.283.4792 877.731.4792

EUGENE, OR.
86175 Franklin Blvd.
541.928.3331 877.800.4130